

From the LEAD App, the group leader or assistant group leaders can send emails.

The Lead App is available for both iOS and Android devices.

Click here for details on [how to install](#) the LEAD App on your device.

*NOTE: The Real Life Christian CCB Church Prefix is **reallifefl***

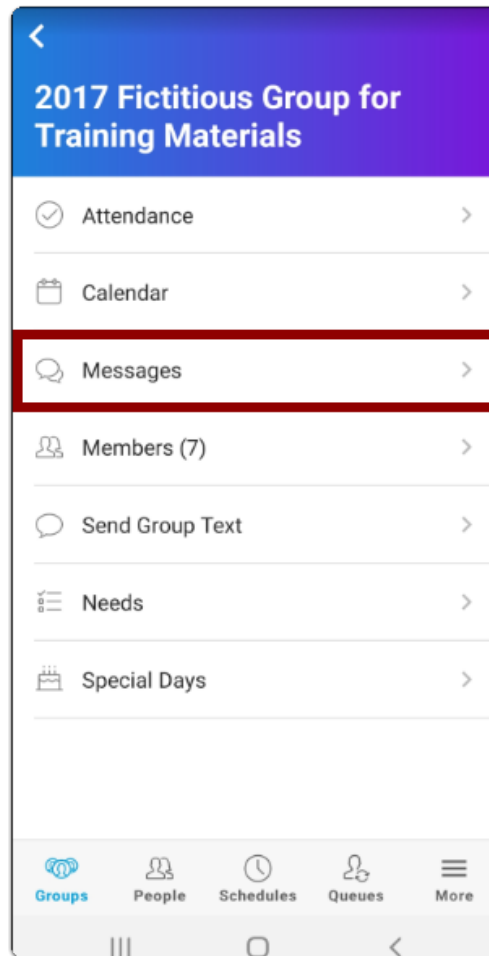
NOTE: Use your regular CCB login credentials to log into the LEAD App.

If you can't log in, you may not be correctly set up as a group leader, queue manager, or have admin privileges. Click here to [Verify group leadership](#) If setup correctly, contact help@getreallife.com


The LEAD App updates CCB – so anything you update is immediately available in CCB!

Send Email Message

Select the specific **group** then select **Messages**




Click the **plus sign** in the upper right hand corner to add a new message



Identify recipients

Identify who you want to send this email message to:

- All Group Participants
- Leaders Only



Provide a message **Subject**

Compose your email message and click **Send**

NOTE: This email will be sent to all group members with an email address setup in CCB unless the member has specifically changed his/her preferences to not receive emails.



Sent Email

The sent email message shows in your list of Group Messages within the LEAD app.

The message will also get stored into CCB under the Messages tab.

